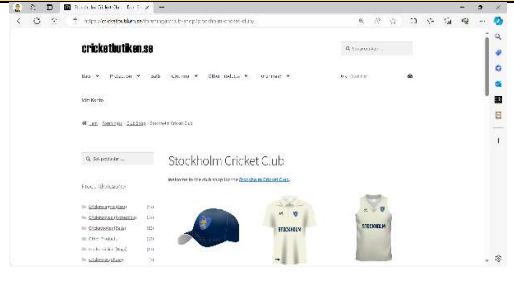
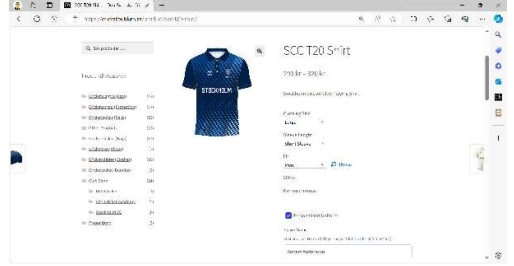
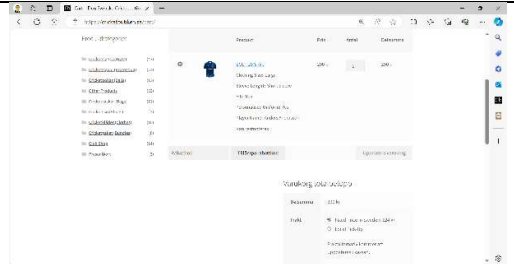
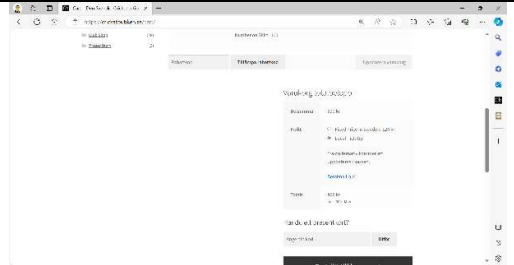


How to Order Stockholm CC Team Uniforms

Step	Instructions	Screen Shot
1.	<p>Go to the Stockholm CC club shop</p> <ul style="list-style-type: none"> URL: https://cricketbutiken.se/club-shop/stockholm-cricket-club/ 	
2.	<p>Select the item you wish to purchase</p> <ul style="list-style-type: none"> Select the size & sleeve length & fit Check the “Personalised Uniform” box Fill in your first & last name, that matches in the “log” held by Stockholm CC with the name you want to be written on the shirt 	
3.	<p>Add to the Shopping Cart</p> <ul style="list-style-type: none"> Click on “lägg till varukorg” Click on “Visa Varukorg” 	
4.	<p>Select Delivery Option</p> <p>Fixed price in Sweden is for shipping to your home</p> <p>Local Pick-up is by appointment from the Cricketbutiken storage room:</p> <ul style="list-style-type: none"> Hornsgatan 150 B T-bana – Hornstull Bus – 4, 74 	
5.	<p>Check-out and Pay</p> <ul style="list-style-type: none"> Payment can be made by card or PayPal. 	